






# Montague County 4-H



2025-2026

*To Make the Best Better*



## Top Project Participation

- |                          |                           |                         |
|--------------------------|---------------------------|-------------------------|
| 1. Rabbits (30)          | 6. Horse (14)             | 11. Public Speaking (7) |
| 2. Food & Nutrition (25) | 7. STEM (13)              | 12. Sportfishing (7)    |
| 3. Cattle (13)           | 8. Sewing (13)            | 13. Sheep (6)           |
| 4. Photography (17)      | 9. Community Service (11) | 14. Fashion (5)         |
| 5. Goats (16)            | 10. Poultry (9)           | 15. Leadership (5)      |

**I pledge my HEAD to clearer thinking, my HEART to greater loyalty, my HANDS to larger service, and my HEALTH to better living, for my club, my community, my country, and my world.**

The Texas A&M AgriLife Extension Service provides equal opportunities in its programs and employment to all persons, regardless of race, color, sex, religion, national origin, disability, age, genetic information, veteran status, sexual orientation, or gender identity.

# Addressing Youth Issues in \_\_\_\_ County

Agents should work together as a staff along with District 4-H Specialists and Regional Program Leaders to develop a plan to improve the lives of youth in their county. Curriculum, programs, and activities should be evidence/science based and support the mission of Texas A&M AgriLife Extension and Texas 4-H Youth Development. DUE: Send by EMAIL to RPL's by FRIDAY, MAY 29, 2026

Date of Office Conference where State of Kids was discussed: 5/19/2026

**Population Data** use this section to identify the population in your county  
<https://www.census.gov/acs/www/data/data-tables-and-tools/data-profiles/>

Race/Ethnicity	Population
Hispanic	2,586 (12.3%)
White	18,901 (95.8%)
Black	14 (0.4%)
Asian	35 (0.7%)
American Indian, Alaskan Native	105 (3.3%)
Native Hawaiian, Other Pacific Islander	4 (0.2%)
Two or more races	1,293 (6.1%)
<b>Total Youth Population (ages 5-19)</b>	<b>5,185</b>

List the top 3-5 youth issues identified through the TCFF process in the county

Issue	Identification Source
Work Education & Ethics	TCFF
Nutrition & Health	TCFF
Path to the Plate	TCFF

Other Issues Identified through other sources (Youth PAC; 4-H Council; Partner Agencies)

Issue	Identification Source
Sex Trafficking	SHAC
Drug Use	SHAC
Sportsmanship	County Show Board

Additional youth data sources can be found here: [Youth Health Data Links](#)

# Addressing Youth Issues in \_\_\_\_\_ County

## County Programming Response

What educational activities/programs will be implemented to address these issues?

Activity/Event/Series	Plan Title	Lead Agent	In-depth or Outreach
AG in the Classroom	AG Youth	Justin Hansard	Outreach
Hatching in the Classroom	AG Youth	Justin Hansard	In-depth
It's Your Money	Career Exploration	Melanie Stott	In-depth
Food Handlers	Career Exploration	Melanie Stott	In-depth

What are the top 5 projects in the county (by participation)?

1. Rabbits
2. Foods and Nutrition
3. Photography
4. Horse
5. Swine

What are your plans for recruitment of new youth audiences during the 2025-2026 year

Explore 4-H Event  
 Cooperation with MOCO Creative Arts Alliance  
 Career Exploration Workshops  
 One-on-One Contacts  
 Club and Youth Leaders

## Addressing Youth Issues in Montague County

What are your plans for Enrichment Curriculum Projects for the 2026-2027 school year?

Enrichment Curriculum Project	Target Audience	Potential Participation
Food Handlers Certification Workshop	High School Seniors	50
It's Your Money	High school Juniors and seniors	35
Hatching in the Classroom	3rd Grade	50

Please list dates for major events such as Junior Livestock Show, Science of Ag Day, Youth Expo, Water Days, It's Your Money, etc.

Event	Date
Junior Livestock Show	
Montague County Youth Fair and Stock Show	January 4-9, 2027
It's Your Money	Feb-May 2027
Ag in the Classroom	May 2027
Wildlife Fisheries	September 2026